

# Genie® GS™ -2669 RT, GS-3369 RT & GS-4069 RT

## Specifications

Models	GS-2669 RT		GS-3369 RT		GS-4069 RT	
Measurements	US	Metric	US	Metric	US	Metric
Working height max. <sup>(1)</sup>	32 ft 2 in	10 m	38 ft 8 in	11.96 m	46 ft 3 in	14.3 m
<b>A</b> Platform height max.	26 ft 2 in	8 m	32 ft 8 in	9.96 m	40 ft 3 in	12.3 m
<b>B</b> Platform height - stowed	4 ft 10 in	1.47 m	4 ft 10 in	1.47 m	5 ft 5 in	1.65 m
<b>C</b> Platform length - outside	9 ft 2 in	2.79 m	9 ft 2 in	2.79 m	9 ft 2 in	2.79 m
Platform length - outside, extended	14 ft 2 in	4.32 m	14 ft 2 in	4.32 m	14 ft 2 in	4.32 m
Slide-out platform extension deck - length	5 ft	1.52 m	5 ft	1.52 m	5 ft	1.52 m
<b>D</b> Platform width - outside	5 ft 3 in	1.60 m	5 ft 3 in	1.60 m	5 ft 3 in	1.60 m
Toeboard height	6 in	15 cm	6 in	15 cm	6 in	15 cm
<b>E</b> Height - stowed (folding rails) <sup>(2)</sup>	8 ft 6 in	2.59 m	8 ft 6 in	2.59 m	9 ft	2.74 m
Height - stowed (rails lowered)	6 ft 3.5 in	1.92 m	6 ft 3.5 in	1.92 m	6 ft 10 in	2.08 m
<b>F</b> Length machine - stowed	10 ft 3 in	3.12 m	10 ft 3 in	3.12 m	10 ft 3 in	3.12 m
Length machine - stowed, extended	14 ft 9 in	4.5 m	14 ft 9 in	4.5 m	14 ft 9 in	4.5 m
Length machine - with outriggers	12 ft 4 in	3.76 m	12 ft 4 in	3.76 m	12 ft 4 in	3.76 m
<b>G</b> Width	5 ft 9 in	1.75 m	5 ft 9 in	1.75 m	5 ft 9 in	1.75 m
<b>H</b> Wheelbase	7 ft 6 in	2.29 m	7 ft 6 in	2.29 m	7 ft 6 in	2.29 m
<b>I</b> Ground clearance (center)	9.5 in	24 cm	9.5 in	24 cm	9.5 in	24 cm

## Productivity

	4/4		4/2		3/2	
Max. platform occupancy (in/out)						
Lift capacity	1,500 lb	680 kg	1,000 lb	454 kg	800 lb	363 kg
Lift capacity - extension deck extended	300 lb	136 kg	300 lb	136 kg	300 lb	136 kg
Max. platform drive height	26 ft 2 in	5.85 m	32 ft 8 in	9.96 m	40 ft 3 in	12.3 m
Drive speed - stowed	3.5 mph	5.6 km/h	3.5 mph	5.6 km/h	3.5 mph	5.6 km/h
Drive speed - raised	0.3 mph	0.5 km/h	0.3 mph	0.5 km/h	0.3 mph	0.5 km/h
Gradeability - stowed <sup>(3)</sup>	40 %		35 %		35 %	
Turning radius - inside/outside	83 in/181.2 in	2.11 m/4.6 m	83 in/181.2 in	2.11 m/4.6 m	83 in/181.2 in	2.11 m/4.6 m
Lifting speed - raise/lower	34/31 sec		39/29 sec		61/28 sec	
Tilt sensor activation (front to back/side to side)	3°/2°		3°/2°		3°/2°	
Max. outrigger leveling (front to back/side to side)	5.3°/11.7°		5.3°/11.7°		5.3°/11.7°	

## Drive

Tires - Foam-filled rough terrain	12×26 in	30×66 cm	12×26 in	30×66 cm	12×26 in	30×66 cm
-----------------------------------	----------	----------	----------	----------	----------	----------

## Power

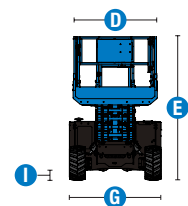
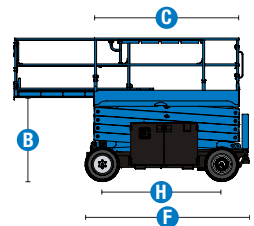
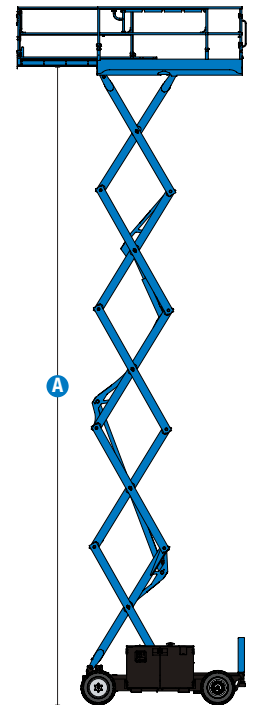
Power	Diesel		Diesel		Diesel	
Fuel Tank	10 gal	37.9 L	10 gal	37.9 L	10 gal	37.9 L
Hydraulic tank capacity	18 gal	68.1 L	18 gal	68.1 L	18 gal	68.1 L

## Weight<sup>(4)</sup> and Floor Loading<sup>(5)</sup>

Weight	7,149 lb	3,243 kg	7,599 lb	3,447 kg	10,392 lb	4,714 kg
Weight with outriggers	7,535 lb	3,629 kg	8,449 lb	3,833 kg	11,242 lb	5,100 kg
Tire load max.	2,840 lb	1,288 kg	3,019 lb	1,369 kg	3,829 lb	1,737 kg
Tire contact pressure - front, platform fully extended	70.7 psi	487 kPa	75.1 psi	518 kPa	95.3 psi	657 kPa
Occupied floor pressure	170 psf	8.15 kPa	169 psf	8.11 kPa	215 psf	10.29 kPa

## Sound and Vibration Levels

Sound Pressure level (ground workstation)	85 dBA		85 dBA		85 dBA	
Sound Pressure level (platform workstation)	79 dBA		79 dBA		79 dBA	
Vibrations	< 8 ft 2 in/s <sup>2</sup>	< 2.5 m/s <sup>2</sup>	< 8 ft 2 in/s <sup>2</sup>	< 2.5 m/s <sup>2</sup>	< 8 ft 2 in/s <sup>2</sup>	< 2.5 m/s <sup>2</sup>



(1) The metric equivalent of working height adds 2 m to platform height. US adds 6 ft to platform height.

(2) Based on RT tires; deduct 2 in/5.8 cm for turf and non-marking tires.

(3) Gradeability applies to driving on slopes and may vary depending on options and machine configurations. See operator's manual for details regarding slope ratings.

(4) Weight refers to standard configuration and may vary depending on options and/or country standards.

(5) Floor loading information is approximate and may vary depending on options and machine configurations. It should be used only with adequate safety factors.

# Genie® GS™ -2669 RT, GS-3369 RT & GS-4069 RT

## SKU: Standard Model

- **GS266901CF0001:** GS-2669 RT, 110V
- **GS336901CF0005:** GS-3369 RT, 110V
- **GS406901CF0003:** GS-4069 RT, 110V

\* Build to Order

## SKU: Standard Model

- **GS266901CF0004:** GS-2669 RT, 220V
- **GS336901CF0003:** GS-3369 RT, 220V
- **GS406901CF0004:** GS-4069 RT, 220V

Option availability		S	S+	BtO
Power	24.8 hp, 18.5 kW Kubota D1105, Diesel, T4i/T4f, Stage IIIA/V, CN III	✓	✓	✓
	Cold weather package		○	○
Platform	Folding rails, Full-height swing gate	✓	✓	✓
	Single slide-out extension deck	✓	✓	✓
	Power to platform, no RCBO	✓	✓	✓
	Power to platform with RCBO		○	○
	Air line to platform			○
	3kW AC Generator, 110V/50Hz		○	○
	3kW AC Generator, 220V/50Hz		○	○
	AC power to platform	✓	✓	✓
	Diamond plate platform deck	✓	✓	✓
	Electronic horn	✓	✓	✓
	Lanyard attachment points	✓	✓	✓
	Link guards (GS-4069)	✓	✓	✓
	Platform control guard (PCON)	✓	✓	✓
	Platform control with fault indicator	✓	✓	✓
	Platform load sense system	✓	✓	✓
	Proportional drive and lift	✓	✓	✓
	Self-closing entry gate	✓	✓	✓
Chassis	Lift Connect Telematics		○	○
	Lift Connect with Access Manager upgrade		○	○
	Eco32 biodegradable hydraulic oil			○
	Rough Terrain, foam-filled tires	✓	✓	✓
	Rough Terrain, foam-filled, non-marking tires			○
	4 wheel drive	✓	✓	✓
	Active oscillating axle	✓	✓	✓
	Auto leveling hydraulic outriggers	✓	✓	✓
	Dual LED flashing beacons	✓	✓	✓
	Dual wheel multi-disc brakes	✓	✓	✓
	Hydraulic oil cooler	✓	✓	✓

- S Standard
- S+ Standard +
- BtO Build to Order
- ✓ Standard Features
- Options



4 Wheel Drive



Full Height Drive



Swing-Out Engine Tray



## Genie Genuine Accessories<sup>(1)</sup>

- Lift Tools Productivity Tools
- Lift Connect Telematics
- Tech Pro Link Handheld Device

(1) More accessories available from Genie Genuine Parts.



Product specifications are subject to change without notice or obligation. Photographs and/or drawings herein are for illustrative purposes only. Refer to the appropriate Operator's Manual for instructions on proper equipment use. Failure to follow instructions in the Operator's Manual may result in serious injury or death. The only warranty applicable to our equipment is the standard written warranty applicable to the particular product and sale and we make no other warranty, express or implied. Products and services listed may be trademarks, service marks or trade names of Terex Corporation and/or their subsidiaries in the USA and many other countries. Terex, Genie, Quality By Design, Xtra Capacity, Lift Power, Lift Guard, Lift Tools, Lift Connect and Tech Pro Link are registered trademarks of Terex Corporation or its subsidiaries.

08/22