SPECIFICATION

JCB E-TECH



ADVANCED
ACCESS PLATFORMS

ELECTRIC ACCESS PLATFORMS

Platform height 4.6m - 13.8m (15'1" - 45'3")

JCB

100% electric. Zero emissions.

JCB is leading the way in clean technology and reducing harmful emissions. That's why we are introducing JCB E-TECH, a new generation of electric products with zero emissions at point of use that don't compromise on performance. The new electric scissor range from JCB Access has been developed to meet the needs of rental companies and contractors worldwide. Every model has been certified to EN280 for CE conformance ensuring the highest product quality standard.



GREATER PRODUCTIVITY.

Designed using 75 years of engineering experience plus electric expertise, the JCB electric scissor range is ideal for both rental companies and contractors worldwide.





BUILT TO LAST.

Features such as motor protection plates, wear pads between scissor sections to stop metal-on-metal wear and warning light protection enable maximum uptime.

EASY TO USE.

The roller design and foot pedal for the extension deck make it easy to extend or retract, even at height. An ergonomic door handle allows easy, safe entry and exit.





SAFETY FIRST.

The pothole protection system is a key part of the safety system, only allowing the machine to raise once it is fully deployed.

INDUSTRY-LEADING SUPPORT.

The optional LiveLink telematics system enables you to manage a single machine or whole fleet with real-time information, putting you in total control.



ADVANCED
ACCESS PLATFORMS

KEY SPECIFICATIONS

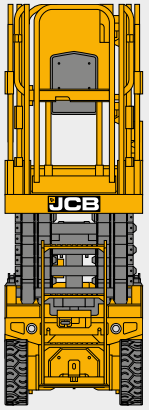

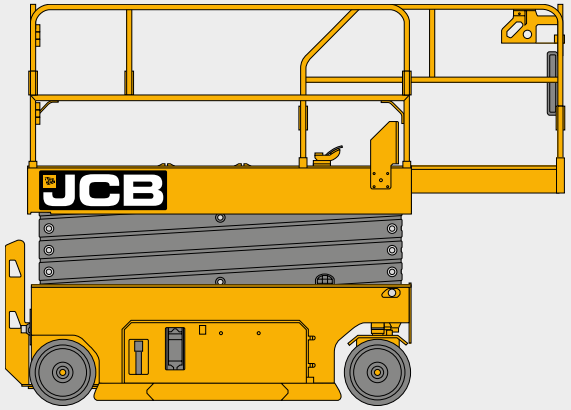



KEY SPECIFICATIONS

Model		S1530E	S1930E	S2032E	S2632E
Platform size (L x W x H)	m	1.64 x 0.77 x 1.1	1.64 x 0.77 x 1.1	2.25 x 0.81 x 1.1	2.25 x 0.81 x 1.1
	in	65 x 30.5 x 43	65 x 30.5 x 43	89 x 32 x 43	89 x 32 x 43
Load capacity	kg (lb)	280 (615)	230 (505)	380 (840)	250 (550)
Max. platform occupants (outdoor)	person	1	1	1	–
Max. platform occupants (indoor)	person	2	2	2	2
Max. allowable side force (indoor)	N (lbf)	400 (90)	400 (90)	400 (90)	400 (90)
Max. allowable side force (outdoor)	N (lbf)	200 (45)	200 (45)	200 (45)	0 - Indoor only
Max. allowable wind speed (outdoor)	m/s / mph	12.5 / 28	12.5 / 28	12.5 / 28	0 - Indoor only
Max. allowable slope (front/back)	degrees	3	3	3	3
Max. allowable slope (side/side)	degrees	1.5	1.5	1.5	1.5
Ground clearance (stowed)	m (in)	0.07 (2.75)	0.07 (2.75)	0.1 (4)	0.1 (4)
Wheelbase	m (in)	1.33 (52)	1.33 (52)	1.85 (73)	1.85 (73)
Turning radius (outside)	m (ft-in)	1.49 (4-11)	1.49 (4-11)	2.1 (6-11)	2.1 (6-11)
Turning radius (inside)	m (in)	0.04 (1.5)	0.04 (1.5)	0	0
Gradeability	%	25	25	25	25
Max driving speed (stowed)	km/h (mph)	3.0 (1.9)	3.0 (1.9)	3.4 (2.1)	3.4 (2.1)
Max driving speed (raised)	km/h (mph)	0.8 (0.5)	0.8 (0.5)	0.8 (0.5)	0.8 (0.5)
Raising speed (loaded)	s	20~25	20~25	26~32	28~34
Lowering speed (loaded)	s	25~30	25~30	26~32	32~38
Solid tyre dimensions	mm (in)	305 x 115 (12 x 4.5)	305 x 115 (12 x 4.5)	380 x 133 (15 x 5)	380 x 133 (15 x 5)
Hydraulic oil tank vol.	L (gal)	12 (2.6)	12 (2.6)	12 (2.6)	12 (2.6)
Hydraulic system vol.	L (gal)	14 (3.1)	14 (3.1)	15 (3.3)	15 (3.3)
Hydraulic system pressure	Mpa	24.8	24.8	24.8	24.8
Battery	Ah	6V x 4 (225)	6V x 4 (225)	6V x 4 (225)	6V x 4 (225)
Power unit	V DC (kW)	24 (3.3)	24 (3.3)	24 (3.3)	24 (3.3)
Input voltage of Charger	V AC	100~240	100~240	100~240	100~240
Drive and steer model		2, front-wheel	2, front-wheel	2, front-wheel	2, front-wheel
Brake		2, rear-wheel	2, rear-wheel	2, rear-wheel	2, rear-wheel
Tyres		Non-marking	Non-marking	Non-marking	Non-marking

KEY SPECIFICATIONS					
Model		**S2646E**	**S3246E**	**S4046E**	**S4550E**
Platform size (L x W x H)	m	2.25 x 1.17 x 1.1	2.25 x 1.17 x 1.1	2.25 x 1.17 x 1.1	2.64 x 1.17 x 1.1
	in	89 x 46 x 43	89 x 46 x 43	89 x 46 x 43	104 x 46 x 43
Load capacity	kg (lb)	450 (990)	320 (705)	320 (705)	230 (505)
Max. platform occupants (outdoor)	person	2	1	–	–
Max. platform occupants (indoor)	person	2	2	2	2
Max. allowable side force (indoor)	N (lbf)	400 (90)	400 (90)	400 (90)	400 (90)
Max. allowable side force (outdoor)	N (lbf)	400 (90)	200 (45)	0 - Indoor only	0 - Indoor Only
Max. allowable wind speed (outdoor)	m/s / mph	12.5 / 28	12.5 / 28	0 - Indoor only	0 - Indoor Only
Max. allowable slope (front/back)	degrees	3	3	3	3
Max. allowable slope (side/side)	degrees	1.5	1.5	1.5	1.5
Ground clearance (raised)	m (in)	0.1 (4)	0.1 (4)	0.1 (4)	0.1 (4)
Wheelbase	m (in)	1.85 (73)	1.85 (73)	1.85 (73)	2.22 (87)
Turning radius (outside)	m (ft-in)	2.35 (7-8)	2.35 (7-8)	2.35 (7-8)	2.56 (8-5)
Turning radius (inside)	m (in)	0	0	0	0
Gradeability	%	25	25	25	25
Max driving speed (stowed)	km/h (mph)	3.4 (2.1)	3.4 (2.1)	3.4 (2.1)	3.4 (2.1)
Max driving speed (raised)	km/h (mph)	0.8 (0.5)	0.8 (0.5)	0.8 (0.5)	0.8 (0.5)
Raising speed (loaded)	Seconds	43~49	49~54	53~61	73~83
Lowering speed (loaded)	Seconds	30~36	40~46	46~54	61~71
Solid tyre dimensions	mm (in)	380 x 133 (15 x 5)	380 x 133 (15 x 5)	380 x 133 (15 x 5)	380 x 133 (15 x 5)
Hydraulic oil tank vol.	L (gal)	12 (2.6)	12 (2.6)	12 (2.6)	12.3 (2.7)
Hydraulic system vol.	L (gal)	16 (3.5)	18 (4)	18 (4)	18 (4)
Hydraulic system pressure	Mpa	24	24.8	24.8	24
Battery	Ah	6V x 4 (225)	6V x 4 (245)	12V x 4 (150)	12V x 4 (150)
Power unit	V DC (kW)	24 (3.3)	24 (3.3)	24 (4.5)	24 (4.5)
Input voltage of Charger	V AC	100~240	100~240	100~240	100~240
Drive and steer model		2, front-wheel	2, front-wheel	2, front-wheel	2, front-wheel
Brake		2 rear-wheel	2 rear-wheel	2 rear-wheel	2 rear-wheel
Tyres		Non-marking	Non-marking	Non-marking	Non-marking

DIMENSIONS									
Model		**S1530E**	**S1930E**	**S2032E**	**S2632E**	**S2646E**	**S3246E**	**S4046E**	**S4550E**
Max. platform height	m (ft-in)	4.54 (14-11)	5.71 (18-9)	6.1 (20-1)	7.92 (26-0)	7.9 (25-11)	9.7 (31-10)	11.9 (39-0)	13.8 (45-3)
Max. working height	m (ft-in)	6.54 (20-11)	7.71 (24-9)	8.1 (26-1)	9.92 (32-0)	9.9 (31-11)	11.7 (37-10)	13.9 (45-0)	15.8 (51-10)
Extension outreach	m (in)	0.9 (35)	0.9 (35)	0.9 (35)	0.9 (35)	0.9 (35)	0.9 (35)	0.9 (35)	0.9 (35)
Overall length (stowed)	m (ft-in)	1.78 (5-10)	1.78 (5-10)	2.39 (7-10)	2.39 (7-10)	2.39 (7-10)	2.39 (7-10)	2.39 (7-10)	2.76 (9-1)
Overall width (stowed)	m (ft-in)	0.77 (2-6.5)	0.77 (2-6.5)	0.83 (2-8.5)	0.83 (2-8.5)	1.18 (3-10.5)	1.18 (3-10.5)	1.18 (3-10.5)	1.27 (4-2)
Overall height (stowed, guardrail folded)	m (ft-in)	1.82 (6-0)	1.85 (6-1)	1.83 (6-0)	1.96 (6-5)	1.96 (6-5)	1.86 (6-1)	1.98 (6-6)	2.20 (7-3)
Overall height (stowed, guardrail unfolded)	m (ft-in)	2.11 (6-11)	2.12 (6-11)	2.22 (7-3)	2.33 (7-8)	2.35 (7-8)	2.48 (8-2)	2.60 (8-6)	2.60 (8-6)
Overall weight	kg (lb)	1373 (3027)	1696 (3739)	2091 (4610)	2180 (4806)	2663 (5871)	2866 (6318)	3070 (6768)	3593 (7921)


JCB
JCB
S20 32E
YX16 TUA


JCB
JCB
S26 46E



100% electric. Zero emissions.

Your nearest JCB dealer

29781 en-GB 01/22 Issue 4

Electric Access Platforms

Platform height 4.6m - 13.8m (15'1" - 45'3")

JCB Access Limited, Rocester, Staffordshire, United Kingdom ST14 5JP.
Tel: +44 (0)1889 590312 Email: salesinfo@jcb.com

Download the very latest information on this product range at: www.jcb.com

©2021 JCB Sales. All rights reserved. No part of this publication may be reproduced, stored in a retrieval system, or transmitted in any form or by any other means, electronic, mechanical, photocopying or otherwise, without prior permission from JCB Sales. All references in this publication to operating weights, sizes, capacities and other performance measurements are provided for guidance only and may vary dependant upon the exact specification of machine. They should not therefore be relied upon in relation to suitability for a particular application. Guidance and advice should always be sought from your JCB Dealer. JCB reserves the right to change specifications without notice. Illustrations and specifications shown may include optional equipment and accessories. All images are correct at time of print. The JCB logo is a registered trademark of J C Bamford Excavators Ltd.

JCB